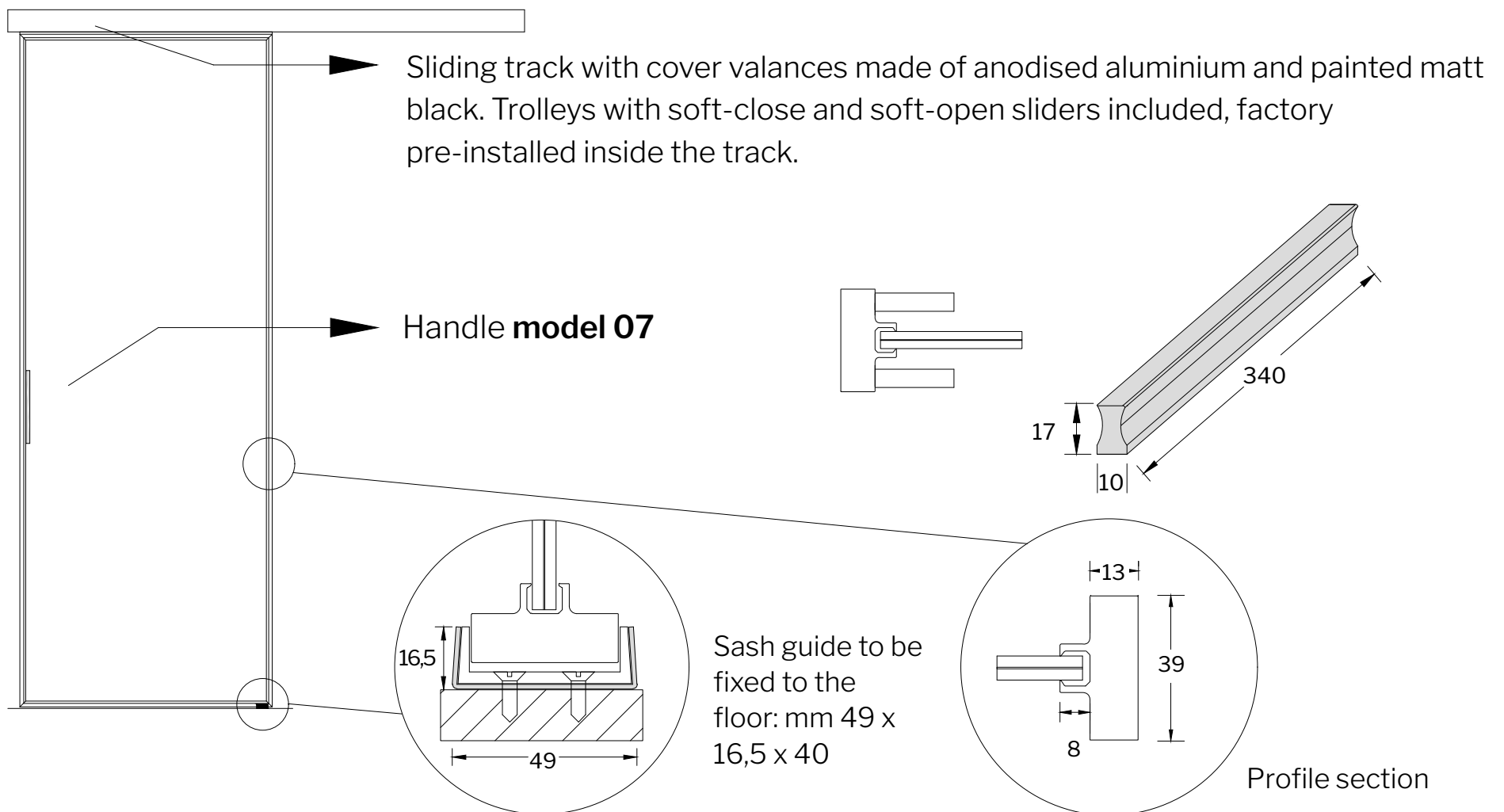
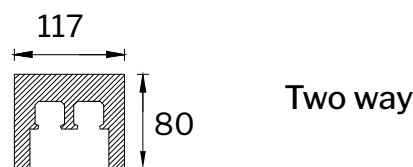


Floor plan layout of the T-ES Design 5, external sliding wall door with 3 symmetrical doors

Measures in cm

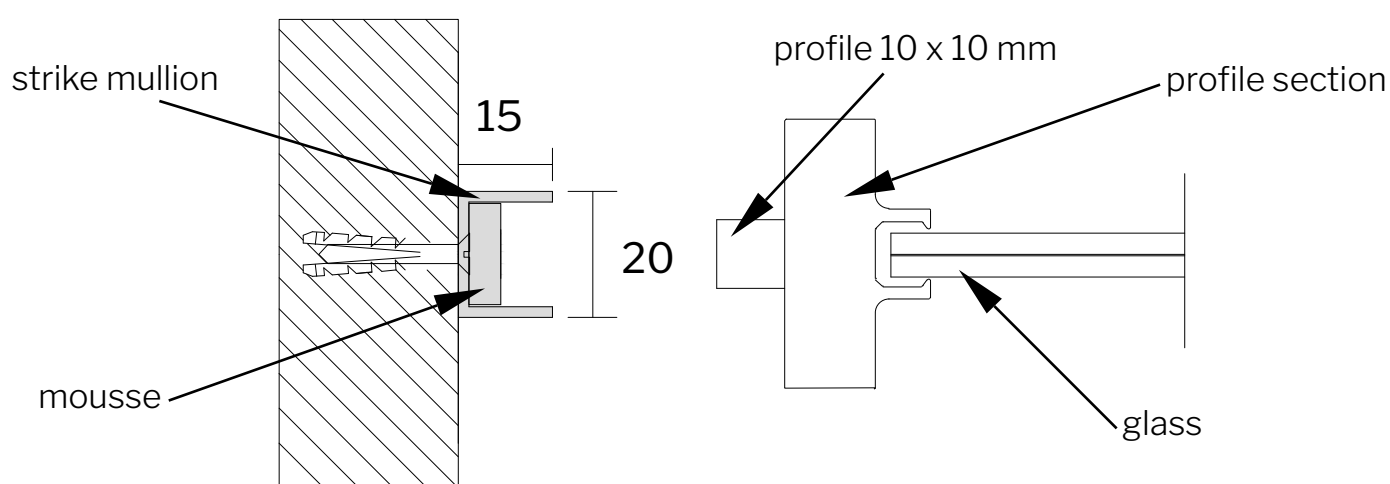


SECTION AND MEASUREMENTS OF TWO-WAY RUNNING TRACK



SECTION AND MEASUREMENTS OF THE UPRIGHT

The 15 x 20 mm rebate mullions are supplied with a 19 x 5 mm rebate mousse pre-installed inside them at the factory. Together with the 10 x 10 mm striker profile pre-installed at the factory on the sash profile, they make it possible to correct an out-of-plumb wall and achieve a rebate without the passage of air and light. Both the wall rebate post and the striker profile are made of aluminium in the same finish as the sash and track profiles.



Measures in mm


HORIZONTAL AND VERTICAL WANDS

Our T-ES Design 5 has no horizontal or vertical wands.

HOW TO ORDER ON DOORFINESSE

Click on the link below, or scan the code, to go directly to the purchase process page for our products.

CLICK HERE TO FIND OUT HOW TO BUY



(frame code to view page)

DELIVERY TIMES

Click on the link below, or scan the code, to go directly to the delivery time page for our products.

CLICK HERE FOR DELIVERY TIMES




(frame code to view page)

TRANSPORT AND UNLOADING OF PRODUCTS

Click on the link below, or scan the code, to go directly to our product download page.

CLICK HERE FOR UNLOADING PRODUCTS



(frame code to view page)

WARRANTY AND RETURN POLICY

Click on the link below, or scan the code, to go directly to our product warranty page.

CLICK HERE TO FIND OUT THE RETURN POLICY



(frame code to view page)

HOW TO ASSESS THE QUALITY OF GLASS

Click on the link below, or scan the code, to go directly to the glass quality page of our products.

CLICK HERE TO DISCOVER THE QUALITY OF GLASS



(frame code to view page)

OUR SHOWROOM

Via Roma 234, 59100, Prato - Book your appointment: info@doorfinesse.com / +39 0574 630094

