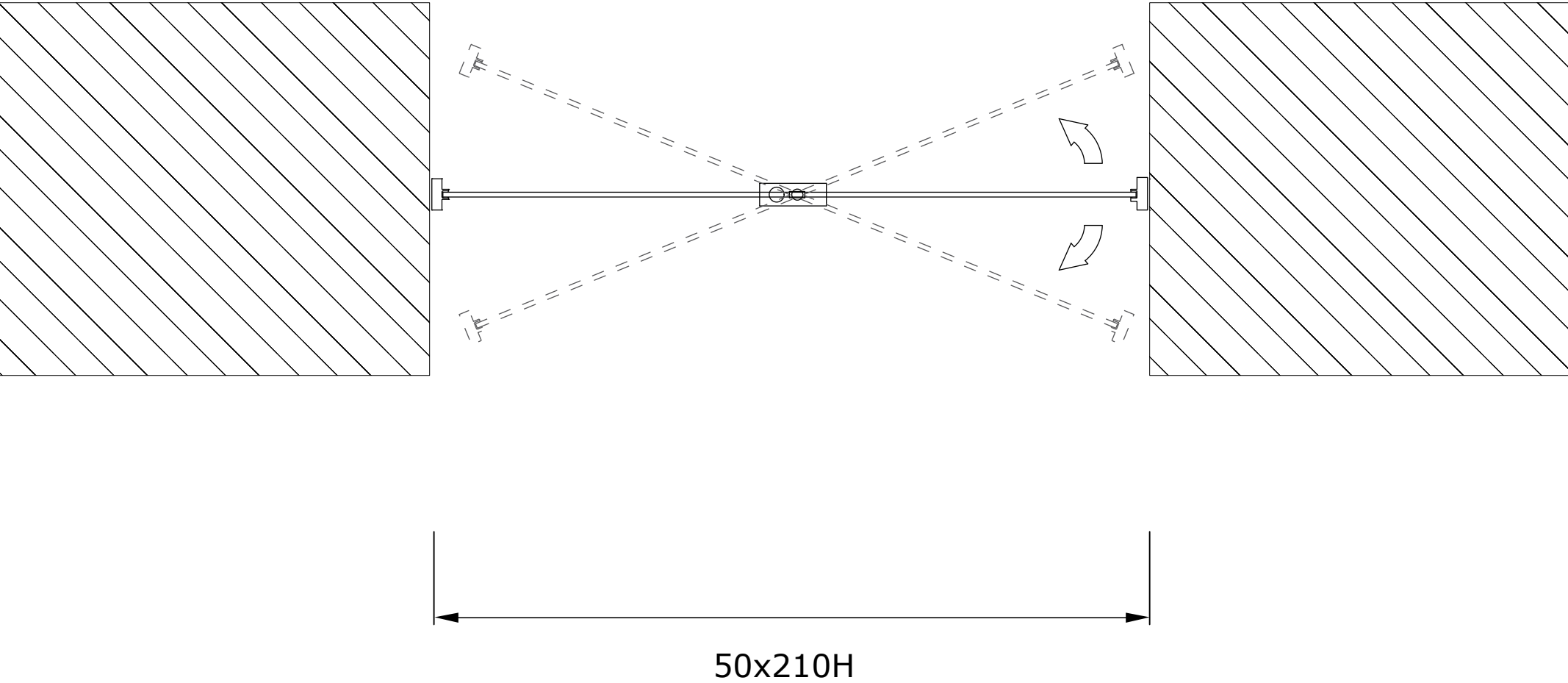




Interior side
(kitchen)

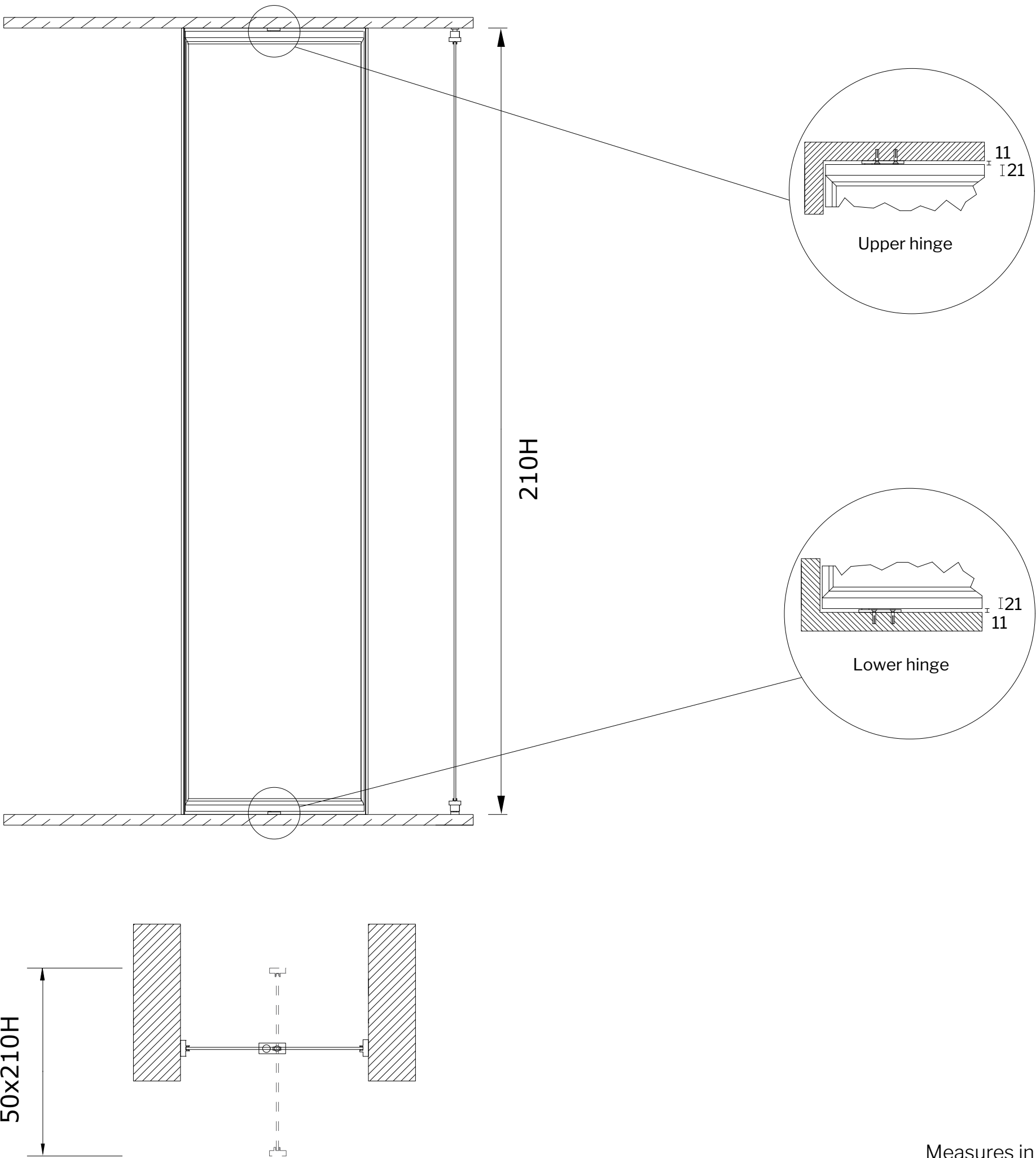


External side
(corridor)

Measures in cm

Floor plan layout of
T-ES Design 14, single
pivot door

DOOR SECTION AND MEASURES



Measures in cm

HORIZONTAL AND VERTICAL WANDS

Our T-ES Design 14 has no horizontal or vertical wands.

HOW TO ORDER ON DOORFINESSE

Click on the link below, or scan the code, to go directly to the purchase process page for our products.

CLICK HERE TO FIND OUT HOW TO BUY



(frame code to view page)

DELIVERY TIMES

Click on the link below, or scan the code, to go directly to the delivery time page for our products.

CLICK HERE FOR DELIVERY TIMES



(frame code to view page)

TRANSPORT AND UNLOADING OF PRODUCTS

Click on the link below, or scan the code, to go directly to our product download page.

CLICK HERE FOR UNLOADING PRODUCTS




(frame code to view page)

WARRANTY AND RETURN POLICY

Click on the link below, or scan the code, to go directly to our product warranty page.

CLICK HERE TO FIND OUT THE RETURN POLICY



(frame code to view page)

HOW TO ASSESS THE QUALITY OF GLASS

Click on the link below, or scan the code, to go directly to the glass quality page of our products.

CLICK HERE TO DISCOVER THE QUALITY OF GLASS



(frame code to view page)

OUR SHOWROOM

Via Roma 234, 59100, Prato - Book your appointment: info@doorfinesse.com / +39 0574 630094

